






Weekly Work - Home Learning for Self Isolating Pupils

Class: Barn Owl and Kestrel		Week Beginning: 14.12.2020	
Literacy	<p>This week we are saying farewell to our class elves. They have been watching over the children and will return to the North Pole with good things to tell Father Christmas!!!</p> <ul style="list-style-type: none">• Write a letter to elf to say goodbye. Keep your sentences simple, such as ‘To elf, I will miss you. Can I have a?’ Remember that the children should be sounding out, so the words do not need to be spelled correctly.• Practise the letters ‘h, n, m’ using the cursive script.		
Phonics	<p>Phonics activity booklet this week due to party morning and short school week.</p> <ul style="list-style-type: none">• See the attached Christmas themed booklet. Either print and complete or if you do not have a printer do what you can from it using your own blank paper. Please note that you should encourage cursive formation so the tracing page needs to be done on separate paper to allow for this.		
Numeracy	<p>Addition – by combining or counting up</p> <ul style="list-style-type: none">• This is where two sets of objects are put together to make a new set. Use the statement ‘ I wonder how many there altogether?’. Practise addition using objects to add single digit numbers.• The second way of adding is by counting up. This is a particularly useful strategy if your child can already subitize (is able to recognise a small number of objects without counting). When teaching counting up, encourage your child to continue to count up from the number of items they can subitize without starting the count from one.• In more formal addition situations it is always more efficient to add by starting with the largest set or number.• Play board games that involve using dice to help with subitizing small quantities of dots.		
Understanding the World / RE	<p>Hanukkah - Widening the children’s understanding of festivals celebrations from around the world. Watch - https://video.link/w/7QL7b</p> <p>This is the Jewish festival of light. View the attached powerpoint which explains the festival and some of the customs. Make a menorah – this can be using playdough and straws, painting or junk modelling.</p> <div></div>		



Creative	Make a Santa See the picture and use household items to make your own Santa collage. 
PE	Cosmic Kids Yoga – https://cosmickids.com/video/frank-the-frog/

Please remember there's also lots of resources online including: Phonics Play (user name: march20, password: home) visit phase 1 and 2 areas.

Please email your work to the class email if you would like feedback.